



152 Russell Gardens, Hamworthy, Poole, Dorset, BH16 5DL

Asking Price £250,000

- Three Bedrooms
- Gas Central Heating
- Double Glazing
- Garage and Parking
- Close To Hamworthy Train Station
- End Of Terrace
- Close To Amenities
- Lovely Rear Garden
- Ideal First Time Buy
- Must Be Seen!

152 Russell Gardens, Poole BH16 5DL

We are pleased to offer for sale this well presented end of terrace house situated in Hamworthy with lovely rear garden.



Council Tax Band: B



Russell Gardens

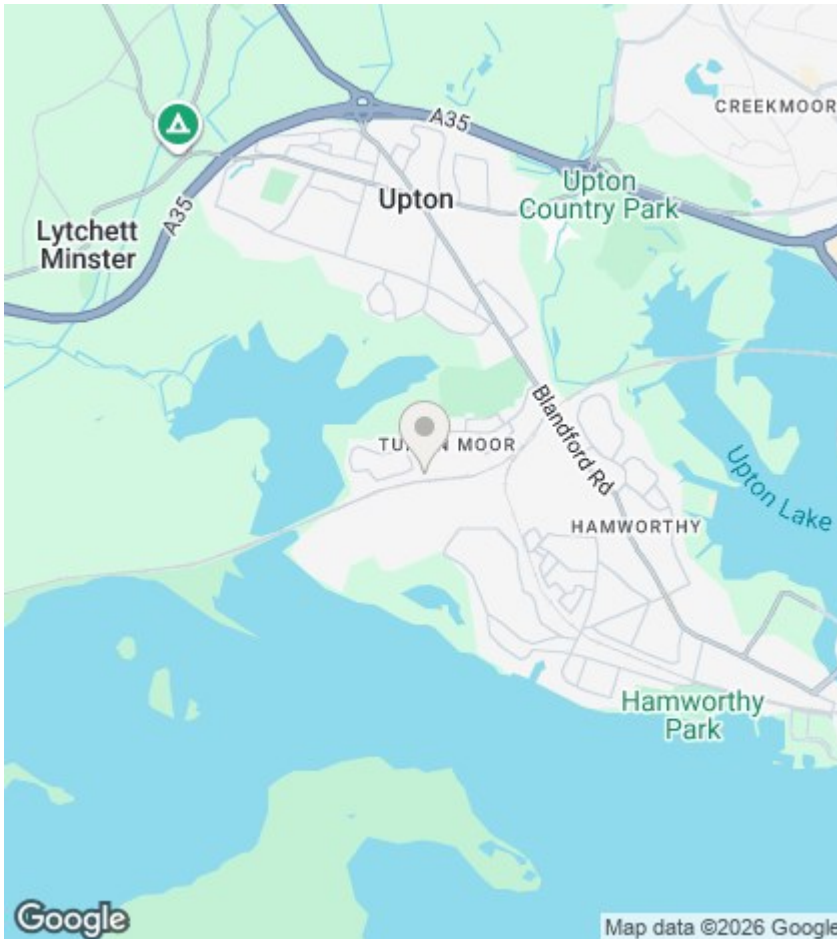
The spacious and well planned accommodation briefly comprises; three bedrooms, living room, kitchen/dining room with doors leading to the rear garden and upstairs, there is a modern shower room.

The outside space is a real stand out feature with a feeling of seclusion.. The rear garden is mainly laid to lawn with a patio area, side & rear access and a variety of trees and planting. The front garden is laid to lawn with a path to the front door, all enclosed by fencing.

The property further benefits from; gas central heating via combi boiler (installed 2020), double glazed windows and doors and a garage in a block to the rear of the property with parking available in front of the garage.

Situated close to local amenities, schools, bus routes, Hamworthy train station and within easy access of Poole town centre.

To arrange a viewing, or for more information, please contact our Upton office.



Agents Note

Whilst every attempt has been made to ensure the accuracy of details and measurements contained in these particulars, they are not to be relied upon especially when potential cost could be incurred. No appliances have been tested so the agent cannot verify that they are in working order. The agent has not seen any legal documentation to verify the legal status of the property. This must be verified by your chosen solicitor.

Viewings

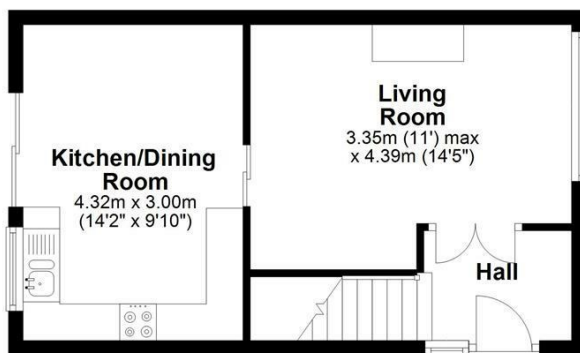
Viewings by arrangement only. Call 01202 622101 to make an appointment.

EPC Rating:

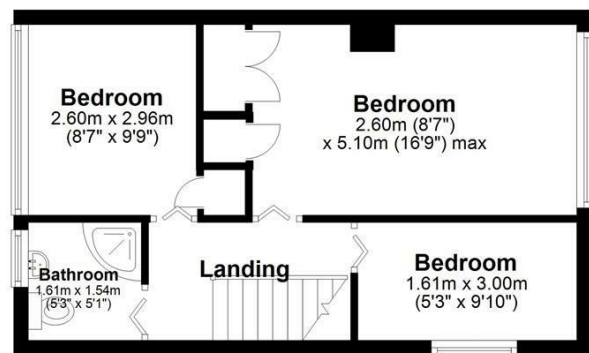
C

Energy Efficiency Rating		Current	Potential
Very energy efficient - lower running costs			
(92 plus) A			
(81-91) B			
(69-80) C		70	77
(55-68) D			
(39-54) E			
(21-38) F			
(1-20) G			
Not energy efficient - higher running costs			
England & Wales		EU Directive 2002/91/EC	

Ground Floor



First Floor



Total area: approx. 64.7 sq. metres (696.0 sq. feet)

Bournemouth Energy Floor Plans are provided for illustration/identification purposes only. Not drawn to scale, unless stated and accept no responsibility for any error, omission or mis-statement. Dimensions shown are to the nearest 7.5 cm / 3 inches. Total approx area shown on the plan may include any external terraces, balconies and other external areas. To find out more about Bournemouth Energy please visit www.bournemouthenergy.co.uk (Tel: 01202 556006)

Plan produced using PlanUp.